

PUBLIC SCHOOLS of
BROOKLINE

Heath School

School Staff
Spring 2018



Report created by
Panorama Education

Summary

Topic Description	Results	Comparison
District Climate	56% 0 since last survey	44% K - 8 48% Brookline Public Schools
Educating All Students	67% ▲ 3 since last survey	69% K - 8 71% Brookline Public Schools
Feedback	18% ▼ 8 since last survey	21% K - 8 26% Brookline Public Schools
Professional Learning	38% ▼ 19 since last survey	35% K - 8 36% Brookline Public Schools
School Climate	68% ▼ 8 since last survey	60% K - 8 64% Brookline Public Schools
School Leadership	58% ▼ 21 since last survey	43% K - 8 49% Brookline Public Schools
Staff-Family Relationships	73% ▼ 4 since last survey	68% K - 8 69% Brookline Public Schools
Staff-Leadership Relationships	71% ▼ 18 since last survey	58% K - 8 62% Brookline Public Schools



Teaching Efficacy

58%

▼ 13

since last survey

61% K - 8

64% Brookline Public Schools

42 responses

District Climate

Your average

56%

42 responses

Change

0

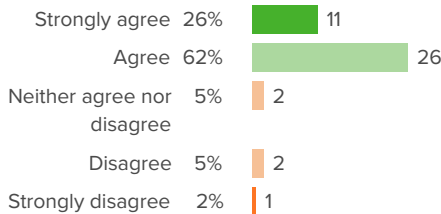
since last survey

K - 8 Grouping average: **44%** K - 8

District average: **48%** Brookline Public Schools

How did people respond?

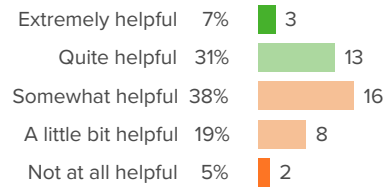
Q.1: At work I have the opportunity to do what I do best every day.



▼ 1 from last survey

Favorable: **88%**

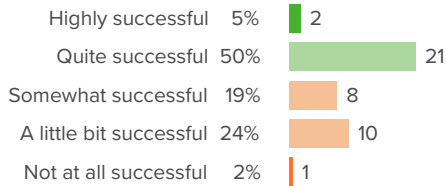
Q.2: How helpful are district leaders in providing the support you need to do your job well?



▼ 15 from last survey

Favorable: **38%**

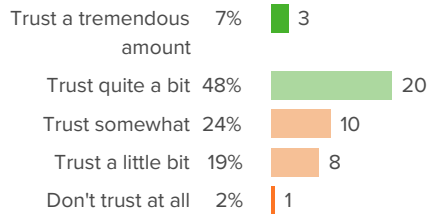
Q.3: How successful are district leaders in communicating important information to staff?



▲ 12 from last survey

Favorable: **55%**

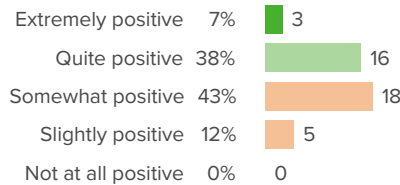
Q.4: To what extent do you trust the district leaders to do what they say they will do?



▲ 12 from last survey

Favorable: **55%**

Q.5: Overall, how positive is the working environment in the district as a whole?



▼ 9 from last survey

Favorable: **45%**

Educating All Students

Your average

67%

42 responses

Change

▲ 3

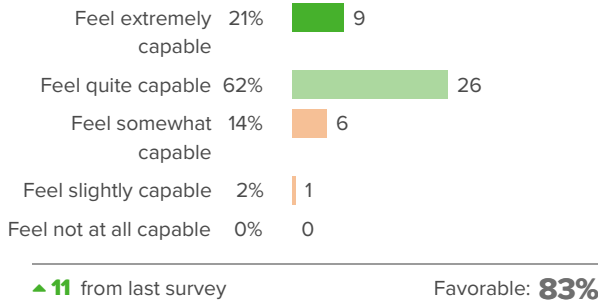
since last survey

K - 8 Grouping average: **69%** K - 8

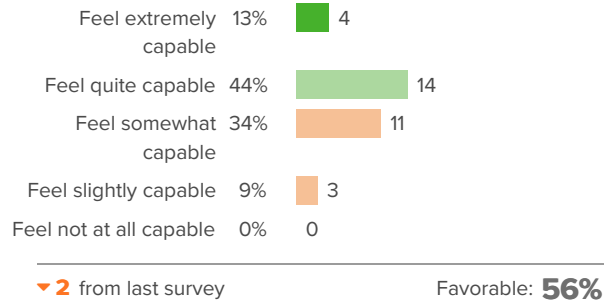
District average: **71%** Brookline Public Schools

How did people respond?

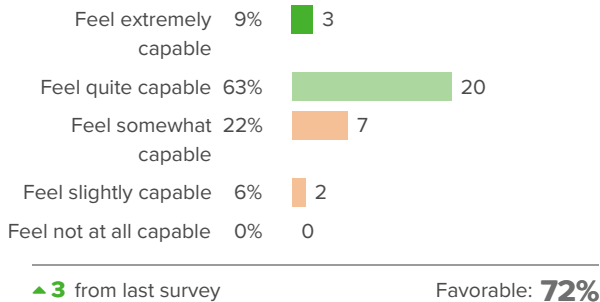
Q.1: To what extent do you feel capable of interacting with students at this school who are from a different racial and/or cultural background from your own?



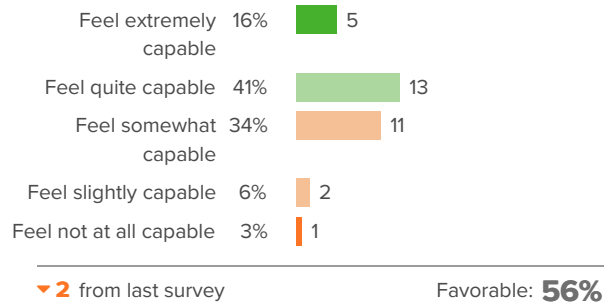
Q.2: When an issue of diversity arises in your class, to what extent do you feel capable of addressing the situation?



Q.3: To what extent do you feel capable of incorporating material about people from different racial or cultural backgrounds into your curriculum?



Q.4: To what extent do you feel capable of having conversations about race with your students?



Feedback

Your average

18%

42 responses

Change

▼ 8

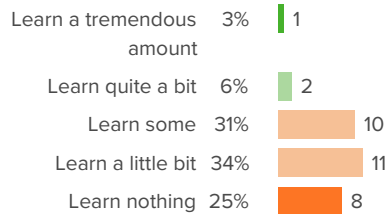
since last survey

K - 8 Grouping average: **21%** K - 8

District average: **26%** Brookline Public Schools

How did people respond?

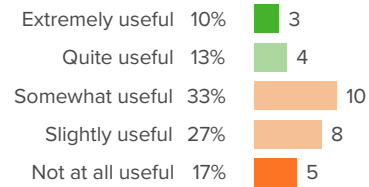
Q.1: How much do you learn from the teacher evaluation processes at your school?



▼ 6 from last survey

Favorable: **9%**

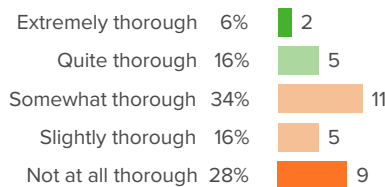
Q.2: How useful do you find the feedback you receive on your teaching?



▼ 12 from last survey

Favorable: **23%**

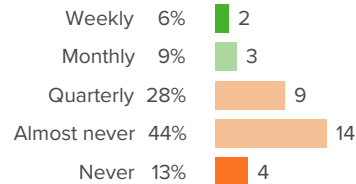
Q.3: At your school, how thorough is the feedback you receive in covering all aspects of your role as a teacher?



▼ 9 from last survey

Favorable: **22%**

Q.4: How often do you receive (formal or informal) feedback on your teaching?



▼ 7 from last survey

Favorable: **16%**

Professional Learning

Your average

38%

42 responses

Change

▼ **19**

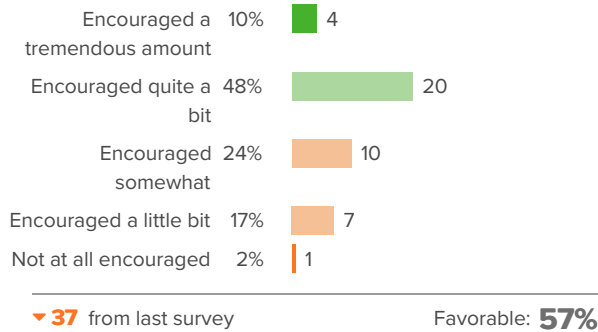
since last survey

K - 8 Grouping average: **35%** K - 8

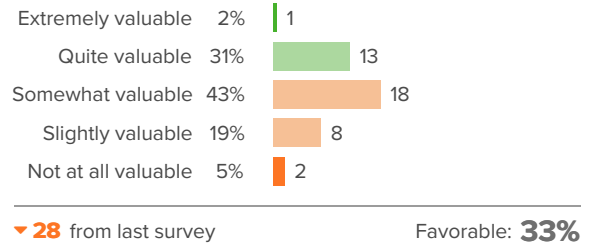
District average: **36%** Brookline Public Schools

How did people respond?

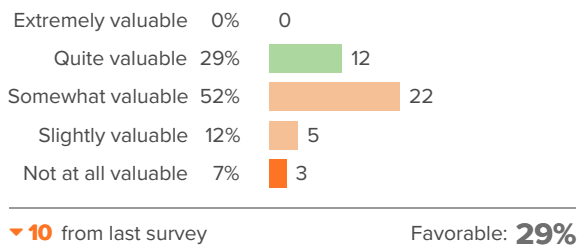
Q.1: At this school, to what extent are your ideas and suggestions for improvement encouraged?



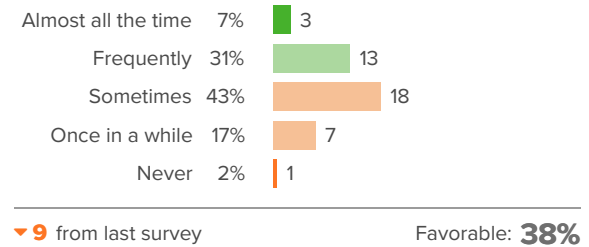
Q.2: How valuable are the professional development opportunities that are organized by this school (or, for BHS teachers, department)?



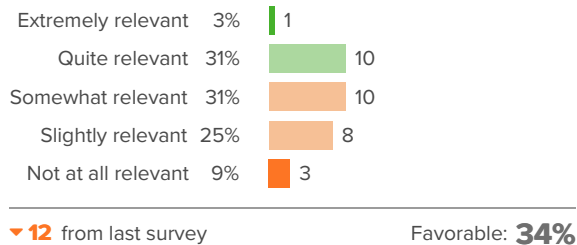
Q.3: How valuable are the professional development opportunities that are organized by district staff?



Q.4: How often do your professional development opportunities help you explore new ideas?



Q.5: How relevant have your professional development opportunities been to the content that you teach?



School Climate

Your average

68%

42 responses

Change

▼ **8**

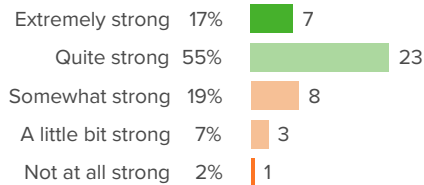
since last survey

K - 8 Grouping average: **60%** K - 8

District average: **64%** Brookline Public Schools

How did people respond?

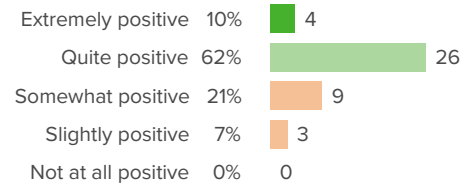
Q.1: To what extent does this school have a strong sense of community?



▼ **10** from last survey

Favorable: **71%**

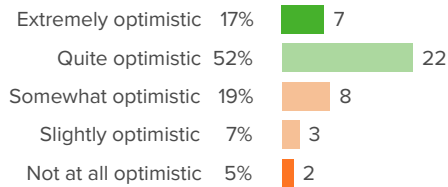
Q.2: Overall, how positive is the working environment at this school?



▼ **12** from last survey

Favorable: **71%**

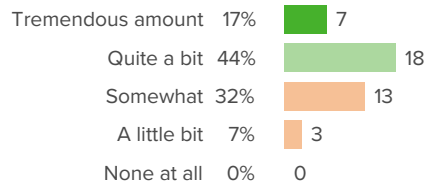
Q.3: How optimistic are you that this school will continue to improve?



▼ **20** from last survey

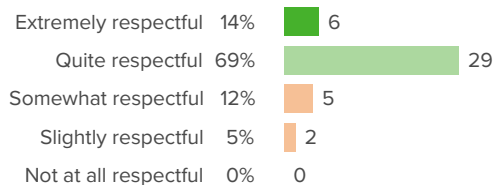
Favorable: **69%**

Q.4: To what extent is there a culture of collaboration among educators in their school?



Favorable: **61%**

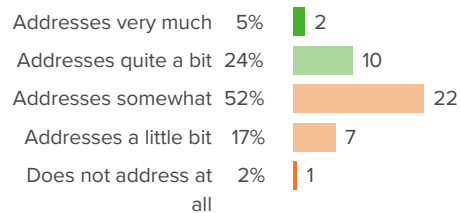
Q.5: How respectful are the relationships between staff and students at this school?



▲ **0** from last survey

Favorable: **83%**

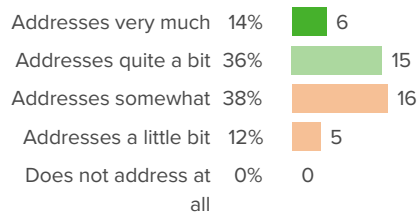
Q.6: How well does this school address matters related to students' socioeconomic status?



▼ **10** from last survey

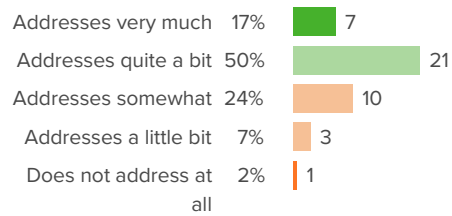
Favorable: **29%**

Q.7: How well does this school address matters related to students' race/ethnicity?



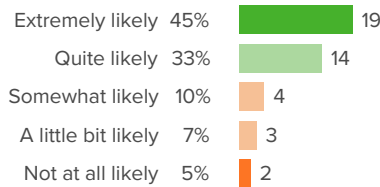
▼ **3** from last survey Favorable: **50%**

Q.8: How well does this school address matters related to students' disabilities?



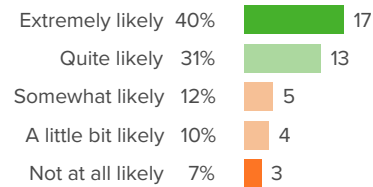
▼ **11** from last survey Favorable: **67%**

Q.9: If a friend or colleague were looking for a school to send their children, how likely would you be to recommend this school to them?



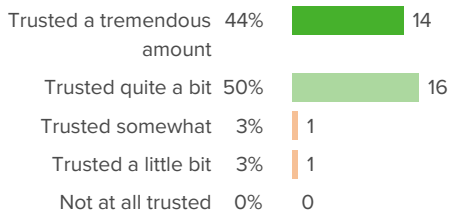
▼ **4** from last survey Favorable: **79%**

Q.10: If a friend or colleague were looking for a teaching job, how likely would you be to recommend this school to them?



▼ **15** from last survey Favorable: **71%**

Q.11: To what extent are teachers at this school trusted to teach in the way they think is best?



▲ **6** from last survey Favorable: **94%**

School Leadership

Your average

58%

42 responses

Change

▼ 21

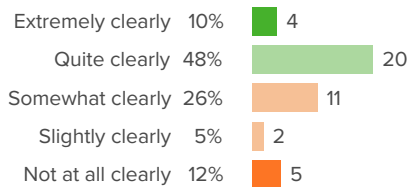
since last survey

K - 8 Grouping average: **43%** K - 8

District average: **49%** Brookline Public Schools

How did people respond?

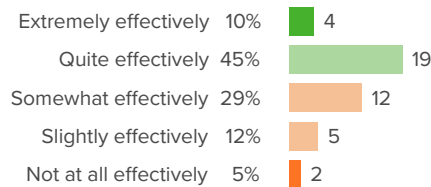
Q.1: How clearly do school leaders communicate and reinforce their goals for this school?



▼ 26 from last survey

Favorable: **57%**

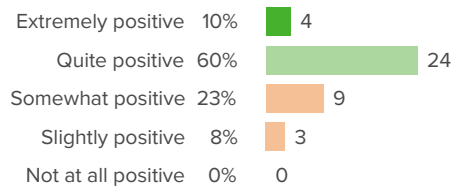
Q.2: How effectively do school leaders communicate important information to staff?



▼ 22 from last survey

Favorable: **55%**

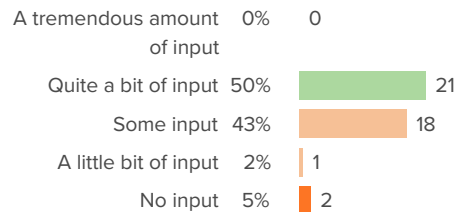
Q.3: How positive is the culture of this school?



▼ 27 from last survey

Favorable: **70%**

Q.4: When the school (or, for BHS teachers, department) makes important decisions, how much input do staff members have?



▼ 8 from last survey

Favorable: **50%**

Staff-Family Relationships

Your average

73%

42 responses

Change

▼ **4**

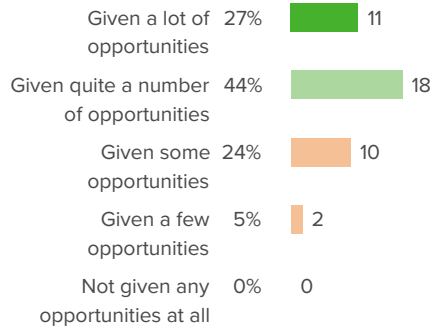
since last survey

K - 8 Grouping average: **68%** K - 8

District average: **69%** Brookline Public Schools

How did people respond?

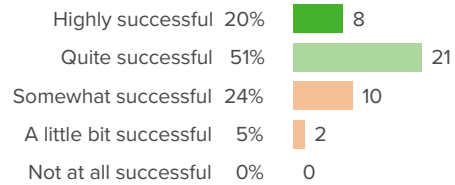
Q.1: To what extent are parents/guardians given opportunities to be meaningfully involved at this school?



▼ **6** from last survey

Favorable: **71%**

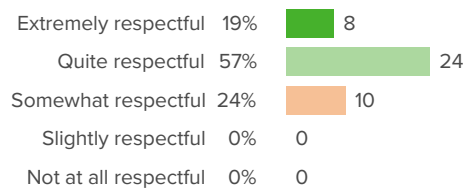
Q.2: How successful is this school in communicating with students' families?



▼ **15** from last survey

Favorable: **71%**

Q.3: At this school, how respectful are the parents towards you?



▲ **7** from last survey

Favorable: **76%**

Staff-Leadership Relationships

Your average

71%

42 responses

Change

▼ **18**

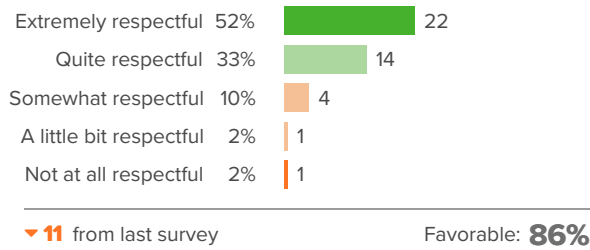
since last survey

K - 8 Grouping average: **58%** K - 8

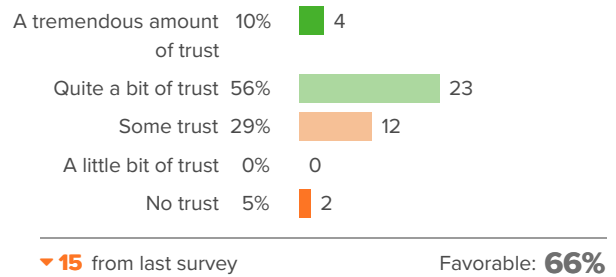
District average: **62%** Brookline Public Schools

How did people respond?

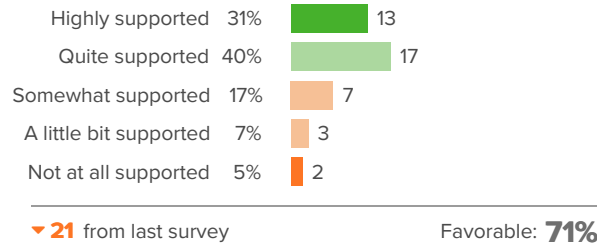
Q.1: How respectful are this school's leaders towards you?



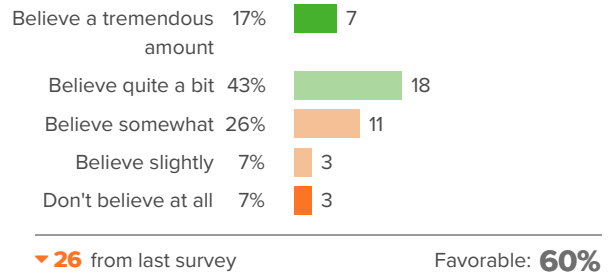
Q.2: How much trust exists between school leaders and staff?



Q.3: To what extent do you feel supported by this school's leaders?



Q.4: To what extent do you believe this school's leaders will do what they say they will do?



Teaching Efficacy

Your average

58%

42 responses

Change

▼ 13

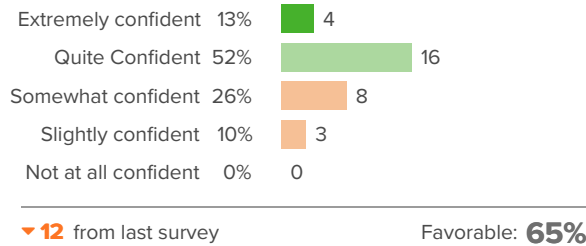
since last survey

K - 8 Grouping average: **61%** K - 8

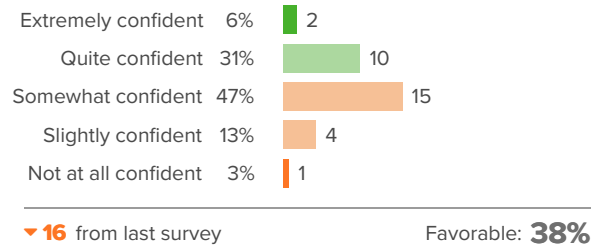
District average: **64%** Brookline Public Schools

How did people respond?

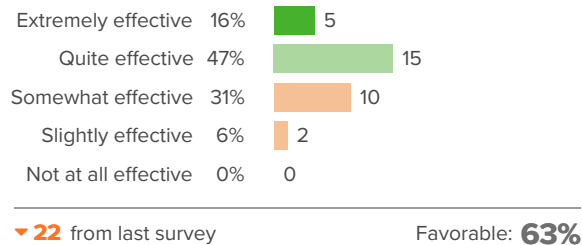
Q.1: How confident are you that you can meet the learning needs of students with disabilities?



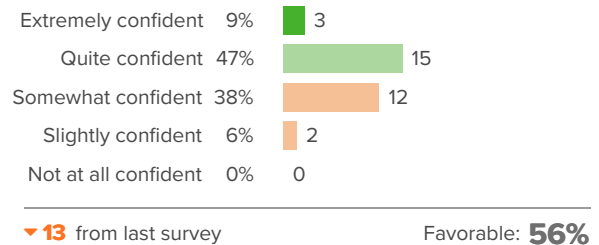
Q.2: How confident are you that you can move through material at a pace that works well for each of your students?



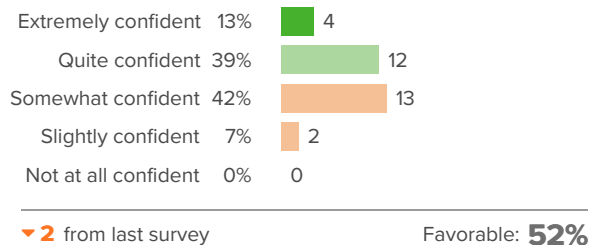
Q.3: How effective do you think you are at managing particularly disruptive classes?



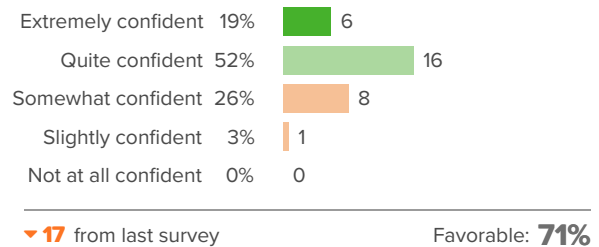
Q.4: How confident are you that you can engage students who typically are not motivated?



Q.5: How confident are you that you can meet the learning needs of students whose first language is not English?



Q.6: How confident are you that you can meet the learning needs of your most advanced students?





Other questions

How did people respond? _____

